

COMPARATIVE AND QUANTITATIVE
ANALYSIS REQUESTS IN
JSC "FUND OF PROBLEM LOANS"
FOR 1 QUARTER OF 2026



GENERAL INFORMATION ABOUT RECEIVED REQUESTS

TYPE OF REQUEST

TOTAL REQUESTS RECEIVED

	Q1 2025	Q4 2025	Q1 2026	comparison with Q1 2025	comparison with Q4 2025
STATEMENT	83	193	172	107%	-11%
COMPLAINT	1	2	1	-	-50%
REQUESTS FROM LAWYERS		4	3	-	-25%
REQUESTS	3	4	9	200%	125%
MEDIA REQUESTS	1	2	1	-	-50%
REQUESTS FOR INFORMATION	4	2	-	-	-
MESSAGE	17	21	19	12%	-10%
PROPOSAL	-	-	-	-	-
TOTAL	109	228	205	88%	-10%

In the first quarter of 2026 (205), the number of applications to the Fund increased compared to the previous reporting period (109). The growth dynamics indicate a significant rise in applicant engagement and demonstrate the following:



improving your work efficiency of the Fund, including a proactive one work with distressed assets



improvement quality of interaction with applicants and operational solution emerging issues questions



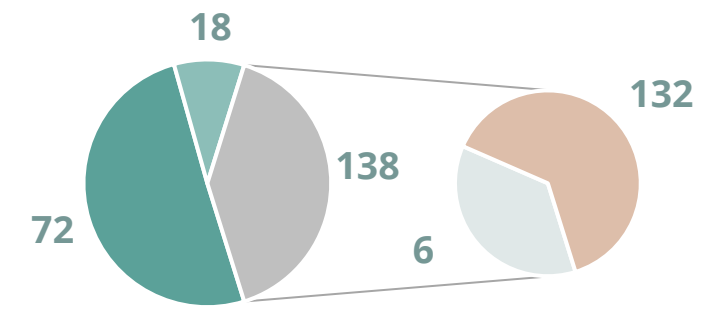
the high level of awareness of applicants reduces need for repeated updates requests

TYPE OF REQUEST

TOTAL REQUESTS RECEIVED

	Q1 2025	Q4 2025	Q1 2026	comparison with Q1 2025	comparison with Q4 2025
FOR YOUR INFORMATION	2	2	2	-	-
ON THE PERSONNEL ISSUE	5		1	-80%	-
ON PUBLIC PROCUREMENT	3			-	-
ON ISSUES OF BANKRUPTCY, CONTRACTUAL OBLIGATIONS ON LOANS AND PROPERTY RIGHTS	36	76	48	33%	-37%
ON ELECTRONIC TRADING	10	9	3	-70%	-67%
FOR COURT CASES	2			-	-
ABOUT HOLDING THE MEETING	2			-	-
MEDIA REQUESTS	2	3	1	-50%	-67%
NOT BY COMPETENCE	47	138	150	219%	8%
TOTAL	109	228	205	88%	-10%

- Active requests
- Forwarded to other GO's by competence
- Withdrawn requests
- Not related to the competence of the Fund

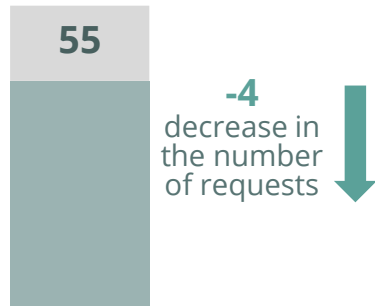


From **205 requests** received via the platform E-Otinish, 4 were withdrawn, **150** – don't refer to the Fund's competencies, including **134** forwarded to the relevant government agencies.

16 requests concerning conditions existing agreements loans contracts concluded with second-tier banks and MFIs, as well as questions related to with payouts, credit history improvements, and by receiving more favorable conditions for debt repayment, do not fall within the competence of the Fund.

Thus, the active ones are **51 requests**.

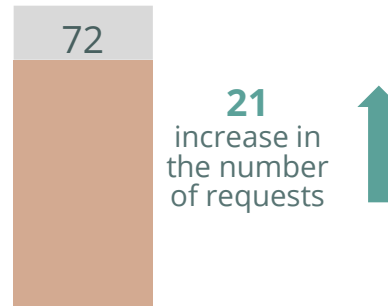
Q1 2025



IMPROVING PROCESSING EFFICIENCY

This period is used as a baseline for comparing subsequent quarters. The recorded level of active requests reflects operational stability and serves as a reference point for assessing future dynamics.

Q4 2025



MAINTAINING A POSITIVE SPEAKERS

In the 4th quarter of 2025, 72 active requests were recorded, which is 41% higher than in the 1st quarter of 2026. This growth reflects the gradual strengthening of applicants' engagement and the stability of internal operational activity.

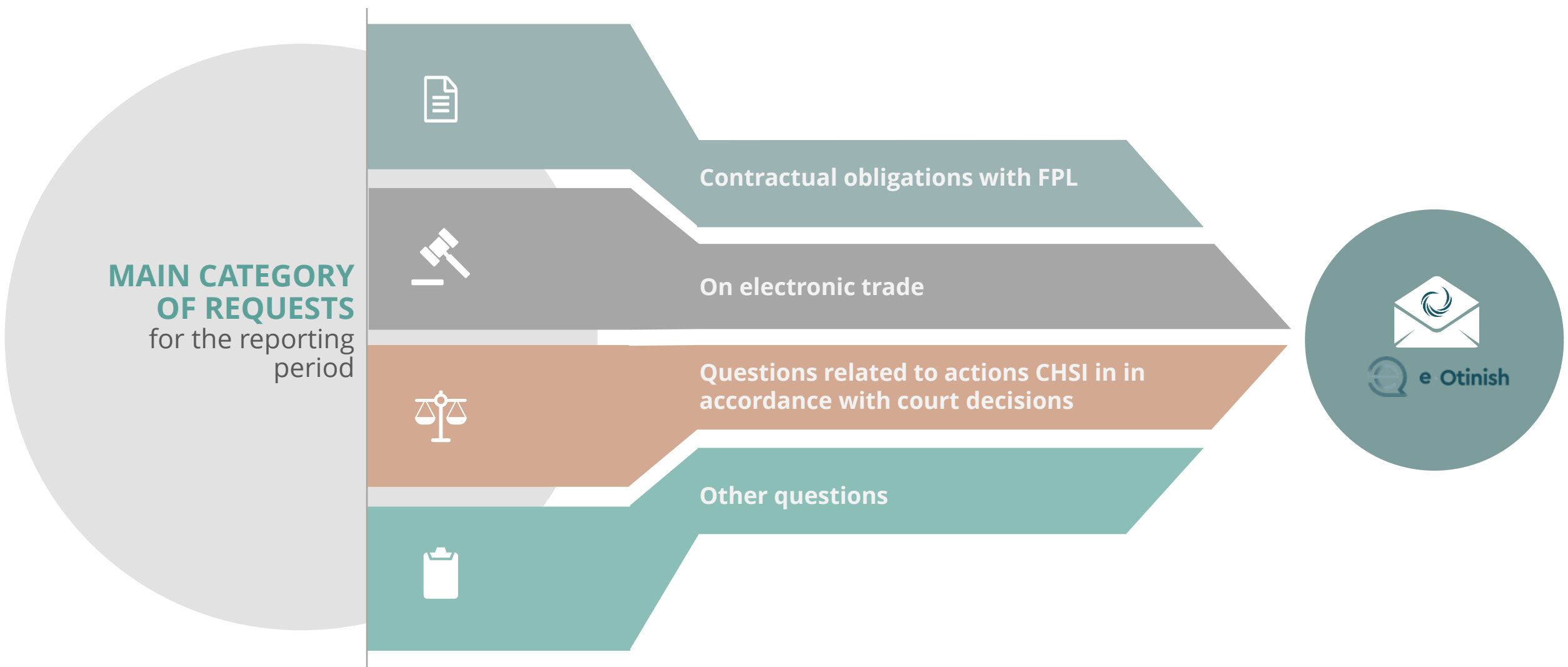
Q1 2026



MAXIMUM LEVEL FOR THE REPORTING PERIOD

In the 1st quarter of 2026, the number of active requests decreased to 51, which is 8% lower than in the 1st quarter of 2025. This result demonstrates not only a significant increase in interest in the Fund's services, but also an increase in the effectiveness of communication channels.

NATURE OF QUESTIONS ABOUT 89 ACTIVE REQUESTS



Acceptance by Management

Approved Personal account rules reception individuals and legal entities Chairman of the Management Board of the Fund and his deputies

Ensuring transparency

Departmental openness plan approved, including measures to ensure transparency

Development of the website and Internet portals

Provision on a regular basis based on the content and updating of the Fund website, open data portals, and open dialog

Media plan

The Fund media plan, which contains a description of the planned events, has been approved, online conferences and surveys by the Fund's areas of activity

Information center stand

The Fund office is located at information stand, with provision of free access for persons with disabilities to the Internet. them

Public relations

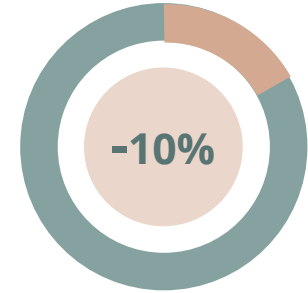
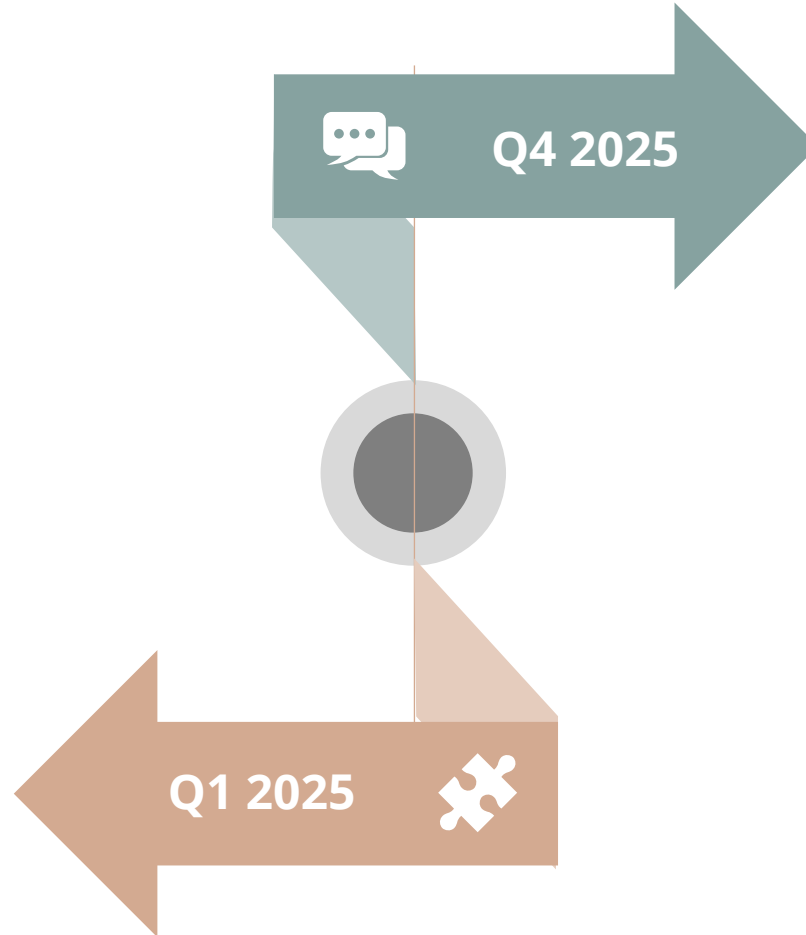
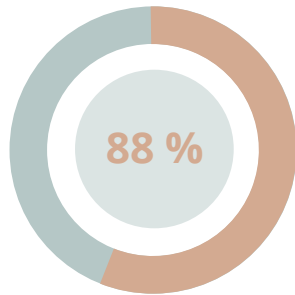
Information and explanatory work was carried out working through channels communications and organizations seminars, trainings, meetings



COMPARISON WITH 1 QUARTER 2025 years

In Q1 2025 **93 applicants** we applied to the Fund with **109 requests**.

In Q1 2026, the number of requests increased to **205**, and among the **93 applicants**, only **4 people**.



COMPARISON WITH 2 QUARTER 2025 years

In Q4 2025 **228 applicants** we applied to the Fund with **173 requests**.

In Q1 2026, the number of requests decreased to **205**, and only **6** out of **228** applicants submitted repeated requests.